

# Goos–Hänchen shift via refractive index control of four-level quantum dot nanostructure

H. JAFARZADEH

Sama Technical and Vocational Training College, Islamic Azad University,  
Tabriz Branch, Tabriz, Iran; H.Jafarzadeh1986@gmail.com, h\_jafarzadeh56@yahoo.com

In this paper, we will discuss the Goos–Hänchen shifts properties of reflected and transmitted light beams from the cavity with four-level InGaN/GaN quantum dots nanostructure. We find that the Goos–Hänchen shifts properties of reflected and transmitted light beams can be controlled via adjusting the refractive index of four-level quantum dot nanostructure. Here, we show that by tunable infrared laser field the negative refraction index can be possible at certain values of probe frequency. Therefore, the large Goos–Hänchen shifts for reflected and transmitted light beams are possible for negative refractive index condition.

Keywords: quantum dot nanostructure, Goos–Hänchen shift, negative refractive index.

## 1. Introduction

Quantum coherence and interference in quantum nonlinear optics can lead to many unforeseen phenomena which cannot be seen in usual systems [1–7]. For example, electromagnetically induced transparency (EIT) [5] is one of the most important phenomenon which has been studied in many theoretical and experimental works [8–14]. EIT is responsible for many interesting phenomena such as lasing without inversion (LWI) [15], enhancement of refractive index [16, 17], optical bistability (OB) [18–23], Goos–Hänchen (GH) shifts [24–29] and so on [30–33]. The GH shifts refer to the displacement between incident and totally reflected light beams at a dielectric interface [34]. The properties of GH shifts due to potential applications in optical sensing devices [35, 36], have been studied in many structures such as photonic crystals, negative refractive medium, plasmonic and others [37–45]. The negative lateral shift of the reflected beam from a metal surface at 826 nm has been studied experimentally [46]. The properties of GH shifts have been discussed by changing in geometry and thickness of the proposed structures. Therefore, it cannot be favorable for future all-optical based technologies. The properties of GH shifts in fixed structures have been studied by LI-GANG WANG *et al.* [47]. In fact, the GH shifts of the cavity can be adjusted by controlling the susceptibility of the intracavity medium. Therefore, the lateral shifts of reflected and

transmitted light beams can be possible without changing the structure of the cavity. Many models have been suggested for controlling the GH shifts in reflected and transmitted light beams [24–26, 28, 29, 48–52]. WEN-XING YANG *et al.* studied the tunneling induced giant GH shifts in a quantum well semiconductor by using the external control field. They realized that for a suitable condition of quantum well structure, the maximum negative shift of 2.62 mm and the positive shift of 0.56 mm are possible [27]. In another study, polarized dependence of GH shifts through a cavity with a single-layer graphene nanostructure has been discussed [29]. It is realized that the GH shifts in reflected and transmitted light beams can occur in the infrared and terahertz region.

It can be found that by controlling the refractive index of the intracavity medium, the GH shifts in reflected and transmitted light beams can be possible. Therefore, in this study we proposed a model based on negative refraction of intracavity medium for studying the GH shifts in reflected and transmitted light beams. The intracavity medium consists of four-level InGaN/GaN quantum dot (QD) nanostructure where its permittivity and permeability can become negative simultaneously. Due to the negative refraction and negative permittivity and permeability, these structures are called left-handed materials (LHMs). Naturally, these types of materials are not available. Therefore, several approaches have been proposed for realizing LHMs such as artificial composite materials [53], photonic crystal structures [54] and others [55–57]. Based on quantum coherence and interference theories, the LHM has been investigated in multi-level atomic systems [58–63]. For example, AI-PING FANG *et al.* [63] studied the negative refraction without absorption based on quantum coherence in a cascade-type four-level atom. The negative refraction in double QDs have also been discussed by SHUN-CAI ZHAO *et al.* [64]. They realized that by applying a bias voltage and a pulsed laser, the negative refractive index can be possible. Coherent optical properties of quantum well and quantum dot nanostructures based on quantum coherence and interference have been discussed by different mechanisms [52, 65–69]. For example, ASADPOUR *et al.* discussed the optical bistability properties of a weak probe light in a unidirectional ring cavity doped with multiple quantum well nanostructure based on spin coherence. In another study, by ASADPOUR, the switching mechanism between optical bistability and optical multistability in a InGaN/GaN QD nanostructure which was doped in a unidirectional ring cavity has been investigated.

In this paper, we first discuss the features of permeability and permittivity of the four-level QD nanostructure and identify the negative refraction band. Second, we will study the GH shifts of reflected and transmitted light beams for negative refraction of intracavity medium.

## 2. Model and equations

In our proposed structure, we consider a four-level InGaN/GaN QD nanostructure which interacts with three optical fields, *i.e.* the coupling beam, probe light and signal field as shown in Fig. 1. Via the same method, which has been studied in [70], we can

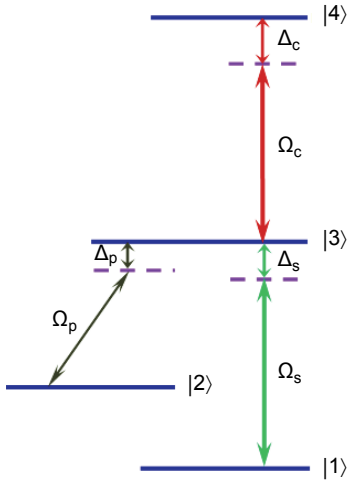


Fig. 1. Schematic diagram of four-level InGaN/GaN QD nanostructure with radius 3.5 nm and thickness of the barrier 3 nm which interacted with a weak probe light, a coherent coupling and pumping fields and a cycling field. The wave function and other parameters can be found in [70].

obtain the wave functions of corresponding energy levels of QD nanostructure by appropriate choosing of some controllable parameters. Therefore, one can obtain the properties of the laser fields for interactions with the four-level QD nanostructure [70]. A coupling field  $E_c$  with frequency  $\omega_c$  and phase  $\varphi_c$  interacts with transition  $|3\rangle \leftrightarrow |4\rangle$ . The transitions  $|3\rangle \leftrightarrow |2\rangle$  and  $|2\rangle \leftrightarrow |1\rangle$  are coupled with electric and magnetic parts of weak probe field  $E_p$  with frequency  $\omega_p$ . Moreover, transition  $|1\rangle \leftrightarrow |3\rangle$  interacts with a weak signal field  $E_s$  with frequency  $\omega_s$ , respectively. The corresponding Rabi frequencies of applied fields are shown by  $\Omega_c$ ,  $\Omega_p$  and  $\Omega_s$ , respectively. Moreover, detunings of applied fields are also denoted by  $\Delta_c$ ,  $\Delta_p$  and  $\Delta_s$ , respectively. The decay rates of the corresponding energy levels are shown by  $\gamma_2$ ,  $\gamma_3$  and  $\gamma_4$ , respectively. The non-radiative relaxation of the level  $|2\rangle$  is denoted by  $\gamma_1$ . Here, we assume that the two states of  $|3\rangle$  and  $|2\rangle$  have opposite parity with  $\mathbf{d}_{23} = \langle 2|\hat{\mathbf{d}}|3\rangle \neq 0$ , while the levels  $|2\rangle$  and  $|1\rangle$  have the same parity and so  $\mathbf{\mu}_{12} = \langle 1|\hat{\boldsymbol{\mu}}|2\rangle \neq 0$ ;  $\hat{\boldsymbol{\mu}}$  and  $\hat{\mathbf{d}}$  are the electric dipole and magnetic dipole operators, respectively. The corresponding Hamiltonian of the quantum system under the dipole and rotating-wave approximation (RWA) can be given as follows:

$$\hat{H} = \Delta_p|2\rangle\langle 2| + \Delta_s|1\rangle\langle 1| + \Delta_c|4\rangle\langle 4| + \left[ \Omega_p|3\rangle\langle 2| + \Omega_s|3\rangle\langle 1| + \Omega_c|3\rangle\langle 4| + \text{H.c.} \right] \quad (1)$$

The quantum mechanical density matrix equations can be obtained under the rotating-wave and dipole approximations via  $\dot{\rho} = -(i/\hbar)[H, \rho]$ :

$$\dot{\rho}_{11} = 2\gamma_1\rho_{22} + 2\gamma_3\rho_{33} + i\Omega_s(\rho_{13} - \rho_{31}) \quad (2a)$$

$$\dot{\rho}_{22} = -2\gamma_1\rho_{22} + 2\gamma_2\rho_{33} + i\Omega_p(\rho_{23} - \rho_{32}) \quad (2b)$$

$$\begin{aligned} \dot{\rho}_{33} = & -2(\gamma_2 + \gamma_3)\rho_{33} + 2\gamma_4\rho_{44} - i\Omega_s(\rho_{13} - \rho_{31}) - i\Omega_p(\rho_{23} - \rho_{32}) \\ & + i\Omega_c(\rho_{34} - \rho_{43}) \end{aligned} \quad (2c)$$

$$\dot{\rho}_{44} = -2\gamma_4\rho_{44} - i\Omega_c(\rho_{34} - \rho_{43}) \quad (2d)$$

$$\dot{\rho}_{12} = -\left[\gamma_1 - i(\Delta_s - \Delta_p)\right]\rho_{12} + i\Omega_p\rho_{13} - i\Omega_s\rho_{32} \quad (2e)$$

$$\dot{\rho}_{13} = -(\gamma_2 + \gamma_3 - i\Delta_s)\rho_{13} + i\Omega_p\rho_{12} + i\Omega_c\rho_{14} + i\Omega_s(\rho_{11} - \rho_{33}) \quad (2f)$$

$$\dot{\rho}_{14} = -\left[\gamma_4 - i(\Delta_s + \Delta_c)\right]\rho_{14} + i\Omega_c\rho_{13} - i\Omega_s\rho_{34} \quad (2g)$$

$$\dot{\rho}_{23} = -(\gamma_2 + \gamma_3 - i\Delta_p)\rho_{23} + i\Omega_s\rho_{21} + i\Omega_c\rho_{24} + i\Omega_p(\rho_{22} - \rho_{33}) \quad (2h)$$

$$\dot{\rho}_{24} = -\left[\gamma_1 + \gamma_4 - i(\Delta_c + \Delta_p)\right]\rho_{24} + i\Omega_c\rho_{23} - i\Omega_p\rho_{34} \quad (2i)$$

$$\dot{\rho}_{34} = -(\gamma_2 + \gamma_3 + \gamma_4 - i\Delta_c)\rho_{34} - i\Omega_s\rho_{14} - i\Omega_p\rho_{24} + i\Omega_c(\rho_{33} - \rho_{44}) \quad (2j)$$

The above density matrix elements additionally obey the normalization and Hermitian condition  $\sum_{i=0}^2 \rho_{ii} = 1$  and  $\rho_{ij} = \rho_{ji}^*$ . The electric and magnetic response of the medium to the probe light can be obtained by the same method which is well presented in [64]. The induced complex electric dipole moment of the system is given by:

$$\mathbf{P}(\omega_p) = \text{Tr}\{\hat{\rho}\mathbf{d}\} = \mathbf{d}_{23}\rho_{32} + \text{c.c.} \quad (3)$$

By solving the equation  $\mathbf{P}(\omega_p) = \epsilon_0 \alpha_e(\omega_p)\mathbf{E}(\omega_p)$ , one can obtain the complex polarizability tensor  $\alpha_e$  as follows [64]:

$$\alpha_e = \frac{\mathbf{d}_{23}\rho_{32}}{\epsilon_0 \mathbf{E}_p} = \frac{|d_{23}|^2 \rho_{32}}{\epsilon_0 \hbar \Omega_p} \quad (4)$$

Similarly, the magnetic response of the medium to the probe field is related to the coherent term  $\rho_{21}$  and given as follows [64]:

$$\alpha_m = \frac{\mu_0 c \boldsymbol{\mu}_{12} \rho_{21}}{\eta \mathbf{E}_p} = \frac{\mu_0 c \mu_{12} d_{23} \rho_{21}}{\hbar \eta \Omega_p} \quad (5)$$

Thus, the coherence  $\rho_{21}$  drives a magnetic dipole, while the coherence  $\rho_{32}$  drives an electric dipole. Here  $\mu_0$  is the permeability of vacuum,  $c$  is the speed of light in vacuum and  $\eta$  is a unitary complex number depending on the polarization of the probe

field  $E_p$ . The relative permittivity and relative permeability based on the Clausius-Mossotti relations and local effect can be given by [64]:

$$\epsilon_r = \frac{1 + \frac{2}{3}N\alpha_e}{1 - \frac{1}{3}N\alpha_e} \tag{6}$$

$$\mu_r = \frac{1 + \frac{2}{3}N\alpha_m}{1 - \frac{1}{3}N\alpha_m} \tag{7}$$

By using the expression  $n = -\sqrt{\epsilon_r\mu_r}$ , the refractive index of the four-level QD nanostructure can be studied.

In the next step, we describe the structure of the cavity which consists of four-level QD nanostructure for analyzing the GH shifts of the reflected and transmitted light beams. And then discussed the properties of the GH shifts of reflected and transmitted light beams by adjusting the refractive index of intracavity medium. The proposed cavity consists of three layers of materials: two nonmagnetic dielectric slabs  $\epsilon_1$  with the same thickness  $d_1$  and an intracavity medium  $\epsilon_2$  with thickness  $d_2$ , as shown in Fig. 2. A probe beam  $E_p$  with angular frequency  $\omega_p$  and angle  $\theta$  is incident on one side of the cavity which is in the vacuum with permittivity  $\epsilon = 1$ . The permittivities of the

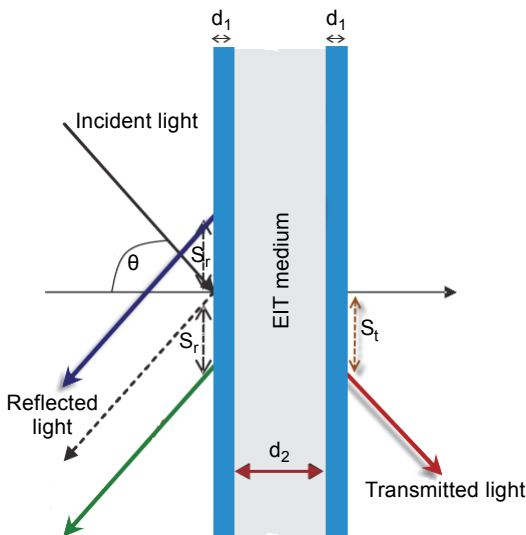


Fig. 2. Schematic diagram of the GH shifts of the reflected and transmitted light beams in a fixed cavity;  $S_r$  and  $S_t$  denote the GH shifts of reflected and transmitted probe beams, respectively.

layers 1 and 3 are assumed to be constant, while the permittivity  $\varepsilon_2$  of the intracavity medium is not constant and given by relation [29]:

$$\varepsilon_2 = 1 + \chi \quad (8)$$

where  $\chi$  is the susceptibility of the four-level QD nanostructure with positive or negative refraction index.

For the incident probe light to the cavity structure, the GH shifts of both the reflected and transmitted light beams can be obtained by using a stationary phase theory [29]:

$$S_r = -\frac{\lambda}{2\pi} \frac{1}{|r|^2} \left\{ \operatorname{Re}(r) \frac{d}{d\theta} \operatorname{Im}(r) - \operatorname{Im}(r) \frac{d}{d\theta} \operatorname{Re}(r) \right\} \quad (9a)$$

$$S_t = -\frac{\lambda}{2\pi} \frac{1}{|t|^2} \left\{ \operatorname{Re}(t) \frac{d}{d\theta} \operatorname{Im}(t) - \operatorname{Im}(t) \frac{d}{d\theta} \operatorname{Re}(t) \right\} \quad (9b)$$

where  $r$  and  $t$  are the reflection and transmission coefficients, respectively. For finding the GH shifts of reflected and transmitted light beams, one can calculate the reflection, transmission and permittivity of the intracavity medium first. The more mathematical and physical interpretations about finding these coefficients can be realized in details in [47, 71]. In the next section, we will first study the refraction index of the intracavity medium and discuss about the positive and negative refraction index and then will study the properties of GH shifts in both reflected and transmitted light beams for both positive and negative refraction index.

### 3. Results and discussion

Now we discuss in details the effects of quantum interference on the refractive index of intracavity medium and then study the GH shifts of the transmitted and reflected probe beams for positive and negative value of it. It is known that the thickness of intracavity medium can affect the GH shifts of reflected and transmitted light beams [29], but here we consider a fixed cavity structure and manipulate the GH shifts of reflected and transmitted light beams only by adjusting the refractive index of the intracavity medium. By solving the density-matrix Eq. (2) we explore the sign property of both electric permittivity and magnetic permeability of four-level QD nanostructure. Moreover, we will use these results for analyzing the GH shifts of the transmitted and reflected probe beams in the cavity with the negative refractive index. In our numerical calculation, all of the parameters are scaled by the spontaneous emission rate which is in order  $\gamma = 10^9$  Hz. The values of decay rates are chosen as  $\gamma_1 = 0.2\gamma$ , and  $\gamma_2 = \gamma_3 = \gamma_4 = 0.1\gamma$ . Moreover, we assume  $\Delta_s = \Delta_c = 0.01\gamma$  and  $\Delta_2 = 0.1\gamma$  which are the detunings of applied fields. The atomic density is also chosen as  $N = 8 \times 10^{21} \text{ m}^{-3}$ .

In the following part, we discuss the property of both electric permittivity and magnetic permeability through the numerical calculations. For determining the frequency

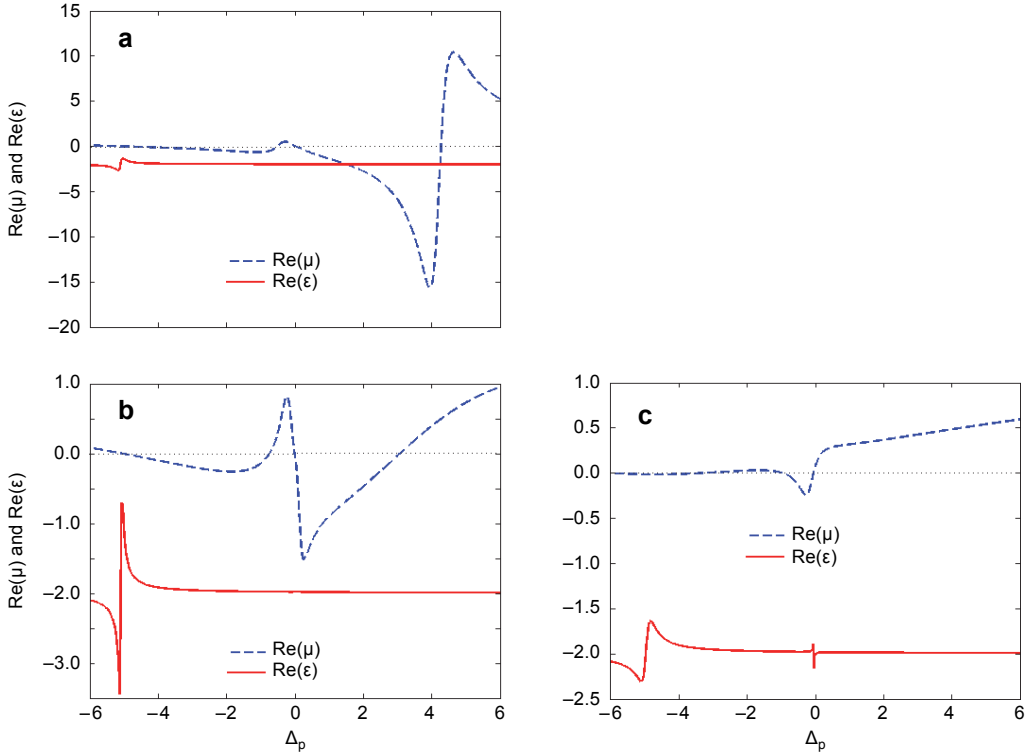


Fig. 3. Real parts of the permittivity  $\epsilon_2$  (solid line) and permeability  $\mu_2$  (dashed lines) as a function of the fields detuning  $\Delta_p$  with relative phase  $\Phi = 0$  (a),  $\Phi = \pi/6$  (b), and  $\Phi = 3\pi/2$  (c). The selected parameters are  $\Omega_c = 3.5\gamma$ ,  $\Omega_s = 5.5\gamma$ ,  $d_1 = 20$  nm and  $d_2 = 80$  nm.

bands of negative refraction index, we will present the real parts of the relative electric permittivity  $\epsilon_2$  and magnetic permeability  $\mu_2$  vs. probe light detuning in Fig. 3. We know that in the presence of magnetic field, the medium becomes phased dependent. Therefore, we can consider the impact of relative phase  $\Phi$  on refractive index of the four-level QD nanostructure. It is found that for the some frequencies, the real part of permittivity and permeability can be simultaneously negative when we assume  $\Phi = 0$ ,  $\pi/6$ , and  $3\pi/2$ . In these frequencies bands, the four-level quantum system becomes a left-handed medium. In Fig. 4, we consider the influence of Rabi frequencies  $\Omega_s$  (a) and  $\Omega_p$  (b) on the real parts of electric permittivity  $\epsilon_2$  and magnetic permeability  $\mu_2$ , respectively. The obtained results show that the real part of relative electric permittivity in any frequencies of probe light becomes negative, while the real part of the magnetic permeability in some frequencies of probe light becomes negative and in other frequencies has positive values. In these conditions, we find that the QD nanostructure behaves as left-handedness medium with both negative permittivity and permeability.

In Fig. 5, we discuss the GH shifts properties of reflected and transmitted light beams for two cases. In case one, we assume that the refractive index of doped QD nano-

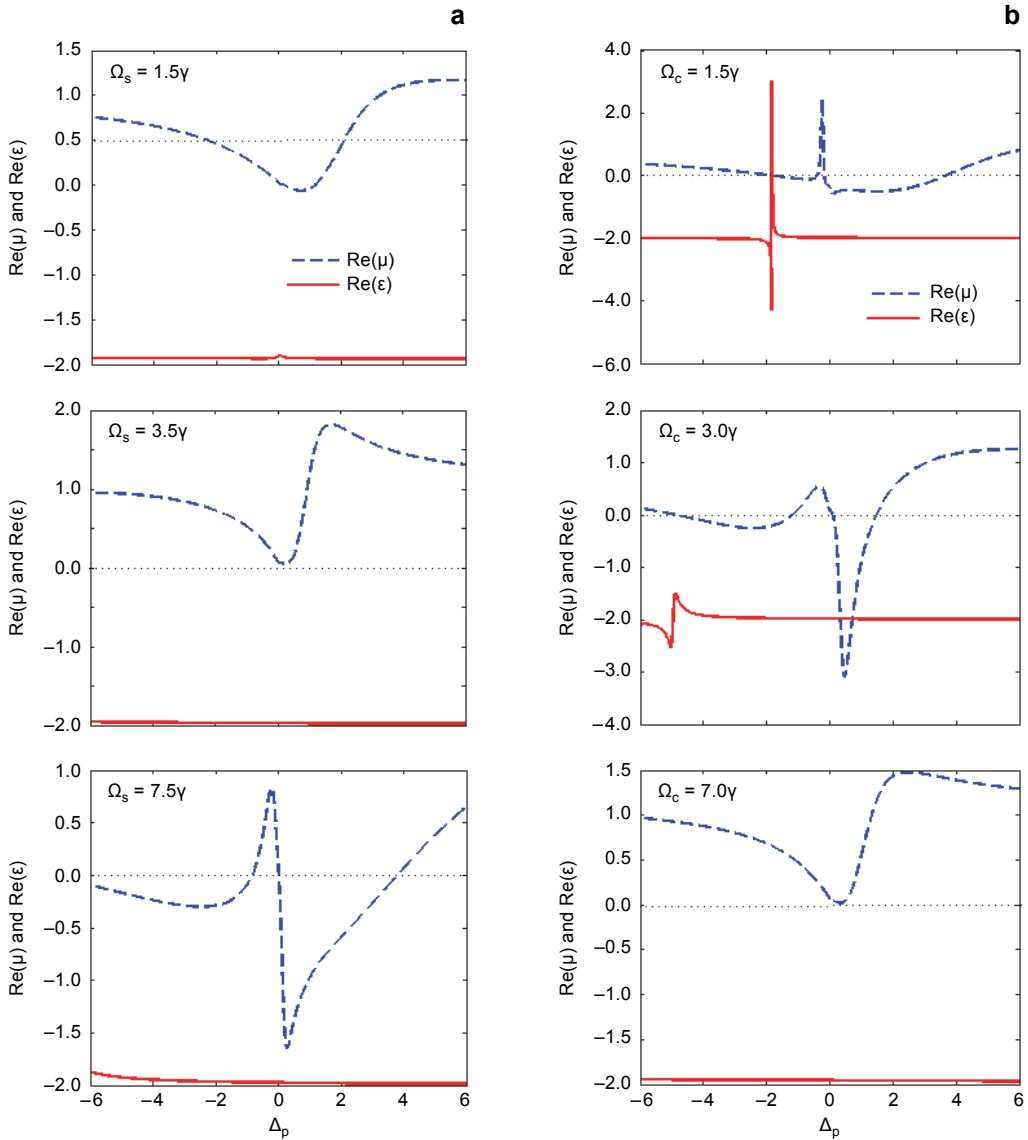


Fig. 4. Real parts of the permittivity  $\varepsilon_2$  (solid line) and permeability  $\mu_2$  (dashed lines) as a function of the fields detuning  $\Delta_p$  at the varied Rabi frequencies of signal field  $\Omega_s = 1.5\gamma, 3.5\gamma, 7.5\gamma$  and  $\Omega_c = 5\gamma$  (a), and at the varied Rabi frequencies of coupling field  $\Omega_c = 1.5\gamma, 3\gamma, 7\gamma$  and  $\Omega_s = 4\gamma$  (b). The selected parameter is  $\Phi = \pi/6$  and the other parameters are the same as in Fig. 3.

structure becomes positive and in case two we suppose the refractive index of doped material becomes negative. Here, we find that the GH shifts behaviors of reflected and transmitted light beams are the same for both values of refractive index. However,



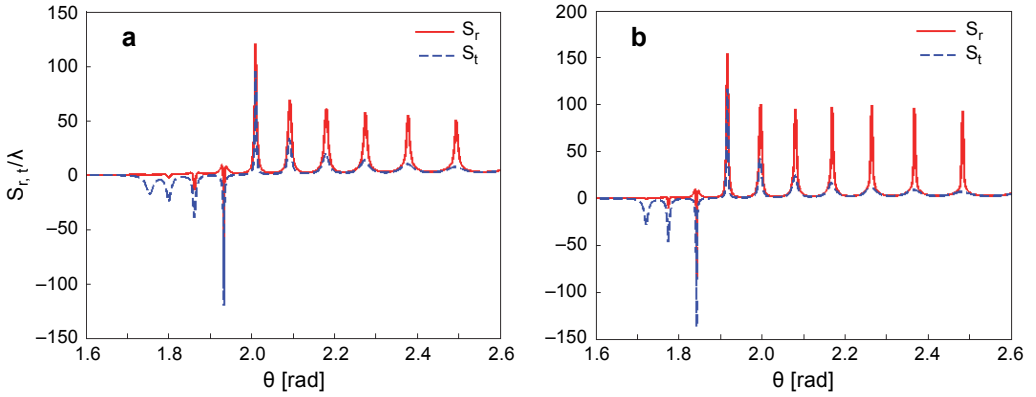


Fig. 5. The phase dependence of both  $S_t$  (dashed line) and  $S_r$  (solid line) on the incident angle of probe light beam for positive refractive medium (a), and  $\Delta_p = 1.5\gamma$  in negative refractive medium (b). The selected parameter is  $\Phi = 0$  and the other parameters are the same as in Fig. 3.

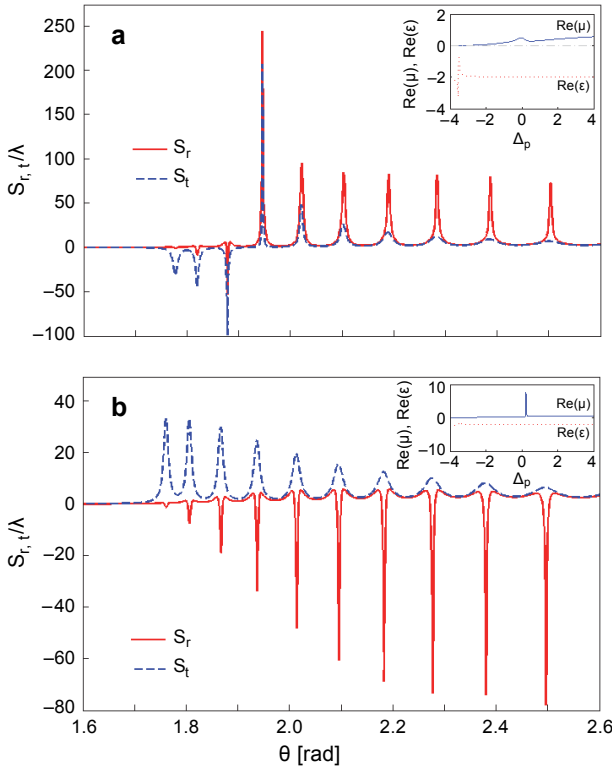


Fig. 6. The phase dependence of both  $S_t$  (dashed line) and  $S_r$  (solid line) on the incident angle of probe light beam for positive refraction index of intracavity medium:  $\Phi = \pi/2$  (a), and  $\Phi = \pi$  (b). The selected parameters are  $\Omega_s = 4\gamma$  and  $\Omega_c = 2.5\gamma$ , and the other parameters are the same as in Fig. 3.

when we assume the refractive index becomes negative, the values of GH shifts enhance dramatically with respect to the positive refractive index.

The effects of relative phase of applied fields on GH shifts of reflected and transmitted probe beams in positive (Fig. 5a) and negative (Fig. 5b) refractive medium are presented in Fig. 6. It can be seen that for  $\Phi = \pi/2$  and  $\Phi = \pi$  at  $\Delta_p = 2.5\gamma$ , the refractive index of intracavity medium becomes positive. In this condition, the GH shifts for the reflected and transmitted probe beams can be altered by changing the relative phase  $\Phi$ . It is observed that for  $\Phi = \pi/2$  (Fig. 6a) both values of  $S_r$  and  $S_t$  can be increased and they simultaneously become positive or negative at specific angles. However, for  $\Phi = \pi$ , the GH shift of the reflected probe beam becomes highly negative at the resonant angle, while the GH shift of the transmitted probe beam becomes positive in the same angles (Fig. 6b). In this case, the lateral shifts of the reflected and transmitted light beams are very small. The phase dependence of GH shifts for reflected and transmitted light beams for the negative refraction index of intracavity medium are presented in Fig. 7. We realize that for the negative refractive index of intracavity medium, the GH shifts of reflected and transmitted light beams simultaneously become positive or negative

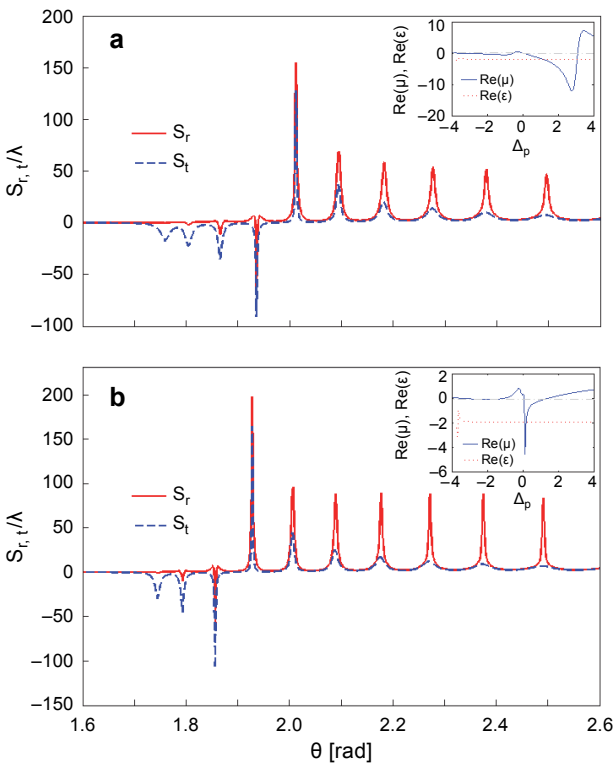


Fig. 7. The phase dependence of both  $S_t$  (dashed line) and  $S_r$  (solid line) on the incident angle of probe light beam for negative refraction index of intracavity medium:  $\Phi = 0$  (a), and  $\Phi = \pi/4$  (b). The selected parameters are  $\Omega_s = 4\gamma$  and  $\Omega_c = 2.5\gamma$ , and the other parameters are the same as in Fig.3.

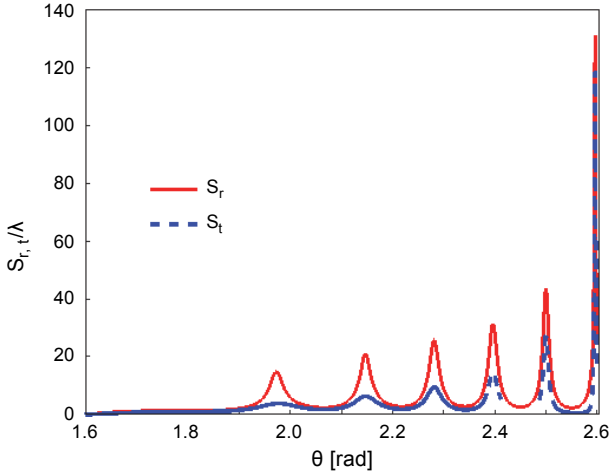


Fig. 8. The dependence of both  $S_t$  (dashed line) and  $S_r$  (solid line) on the incident angle of probe light beam for negative refractive index of intracavity medium for  $d_2 = 60$  nm. The other selected parameters are same as in Fig. 7.

in certain angles of incident light. In the other word, by controlling the relative phase of applied fields, probe field detuning, Rabi frequencies of coupling and magnetic fields and under the certain conditions, the large GH shifts of the reflected and transmitted probe beam can be both positive and negative in the negative refractive index of defect slab doped QD nanostructure. Before ending this paper, we will discuss the thickness effect of intracavity medium on GH shifts of reflected and transmitted light beams. The thickness effect of intracavity medium has been well studied in [29]. In Fig. 8, we will discuss the thickness of intracavity medium for  $d_2 = 60$  nm. It can be seen that for this thickness of the intracavity medium, the GH shifts in reflected and transmitted light beams have similar behaviors and positive value. This is a very interesting result which has not been reported yet.

#### 4. Conclusion

In conclusion, we have analyzed the behavior of the GH shifts in the reflected and transmitted probe light beams in the cavity containing a four-level InGaN/GaN QD nanostructure driven by tunable infrared laser pulses and magnetic fields. We find that under certain conditions by controlling the relative phase of applied fields, Rabi frequencies of coupling and magnetic fields, the large GH shifts of the reflected and transmitted probe beam can be both positive and negative in the negative refractive index of defect slab doped QD nanostructure. Our obtained results illustrate the potential to utilize tunneling-induced interference for optimizing the GH shifts within negative refraction medium, as well as guidance in the design of optical devices in sensors and information processing.

## Reference

- [1] YING WU, *Two-color ultraslow optical solitons via four-wave mixing in cold-atom media*, [Physical Review A 71\(5\), 2005, article ID 053820.](#)
- [2] YING WU, DENG L., *Ultraslow optical solitons in a cold four-state medium*, [Physical Review Letters 93\(14\), 2004, article ID 143904.](#)
- [3] YING WU, SALDANA J., YIFU ZHU, *Large enhancement of four-wave mixing by suppression of photon absorption from electromagnetically induced transparency*, [Physical Review A 67\(1\), 2003, article ID 013811.](#)
- [4] YING WU, XIAOXUE YANG, *Highly efficient four-wave mixing in double- $\Lambda$  system in ultraslow propagation regime*, [Physical Review A 70\(5\), 2004, article ID 053818.](#)
- [5] YING WU, XIAOXUE YANG, *Electromagnetically induced transparency in  $V$ -,  $\Lambda$ -, and cascade-type schemes beyond steady-state analysis*, [Physical Review A 71\(5\), 2005, article ID 053806.](#)
- [6] YING WU, XIAOXUE YANG, *Four-wave mixing in molecular magnets via electromagnetically induced transparency*, [Physical Review B 76\(5\), 2007, article ID 054425.](#)
- [7] YING WU, XIAOXUE YANG, *Giant Kerr nonlinearities and solitons in a crystal of molecular magnets*, [Applied Physics Letters 91\(9\), 2007, article ID 094104.](#)
- [8] ZHENGYANG BAI, CHAO HANG, GUOXIANG HUANG, *Subluminal and superluminal terahertz radiation in metamaterials with electromagnetically induced transparency*, [Optics Express 21\(15\), 2013, pp. 17736–17744.](#)
- [9] XUEMEI CHENG, YIGANG DU, YANPENG ZHANG, ZHIGUO WANG, YIZHU MIAO, ZHAOYU REN, JINTAO BAI, *Polarization of four-wave mixing with electromagnetically induced transparency*, [Optics Communications 285\(21–22\), 2012, pp. 4507–4514.](#)
- [10] HATEF A., SADEGHI S.M., SINGH M.R., *Plasmonic electromagnetically induced transparency in metallic nanoparticle-quantum dot hybrid systems*, [Nanotechnology 23\(6\), 2012, article ID 065701.](#)
- [11] TIAN LI, MEI-JU LU, WEINSTEIN J.D., *Electromagnetically induced transparency in an open multilevel system*, [Physical Review A 84\(2\), 2011, article ID 023801.](#)
- [12] LIU J.-B., LIU N., SHAN C.-J., HUANG Y.-X., LIU T.-K., *Ultra-slow soliton pairs in four-level inverted Y-system via electromagnetically induced transparency*, [Journal of Modern Optics 56\(16\), 2009, pp. 1774–1779.](#)
- [13] PHILLIPS M.C., HAILIN WANG, *Exciton spin coherence and electromagnetically induced transparency in the transient optical response of GaAs quantum wells*, [Physical Review B 69\(11\), 2004, article ID 115337.](#)
- [14] SCHMIDT H., RAM R.J., *All-optical wavelength converter and switch based on electromagnetically induced transparency*, [Applied Physics Letters 76\(22\), 2000, p. 3173.](#)
- [15] HAIBIN WU, MIN XIAO, GEA-BANACLOCHE J., *Evidence of lasing without inversion in a hot rubidium vapor under electromagnetically-induced-transparency conditions*, [Physical Review A 78\(4\), 2008, article ID 041802\(R\).](#)
- [16] ZHIPING WANG, BENLI YU, SHENGLAI ZHEN, XUQIANG WU, *Large refractive index without absorption via quantum interference in a semiconductor quantum well*, [Journal of Luminescence 134, 2013, pp. 272–276.](#)
- [17] ZHI-HONG XIAO, KISIK KIM, *Obtaining high refractive index with vanishing absorption via spontaneously generated coherence and incoherent pumping*, [Optics Communications 282\(11\), 2009, pp. 2178–2183.](#)
- [18] JIA-HUA LI, XIN-YOU LÜ, JING-MIN LUO, QIU-JUN HUANG, *Optical bistability and multistability via atomic coherence in an N-type atomic medium*, [Physical Review A 74\(3\), 2006, article ID 035801.](#)
- [19] JIA-HUA LI, *Controllable optical bistability in a four-subband semiconductor quantum well system*, [Physical Review B 75\(15\), 2007, article ID 155329.](#)
- [20] ZHIPING WANG, BENLI YU, *Optical bistability in triple quantum dot molecules in weak tunneling regime*, [Superlattices and Microstructures 84, 2015, pp. 45–53.](#)

- [21] ASADPOUR S.H., SOLEIMANI H.R., *Phase and thickness control of optical bistability and multistability in a defect slab with a single layer of graphene*, [Laser Physics Letters 13\(1\), 2016, article ID 015201](#).
- [22] ASADPOUR S.H., SOLEIMANI H.R., *Phase dependence of optical bistability and multistability in graphene nanostructure under external magnetic field*, [Laser Physics Letters 13\(1\), 2016, article ID 015204](#).
- [23] ASADPOUR S.H., HAMED I.H.R., SOLEIMANI H.R., *Optical bistability and multistability in an open ladder-type atomic system*, [Journal of Modern Optics 60\(8\), 2013, pp. 659–665](#).
- [24] LI-GANG WANG, IKRAM M., SUHAIL ZUBAIRY M., *Control of the Goos–Hänchen shift of a light beam via a coherent driving field*, [Physical Review A 77\(2\), 2008, article ID 023811](#).
- [25] ZIAUDDIN, QAMAR S., *Control of the Goos–Hänchen shift using a duplicated two-level atomic medium*, [Physical Review A 85\(5\), 2012, article ID 055804](#).
- [26] ABBAS M, ZIAUDDIN, QAMAR S., *Amplitude control of the Goos–Hänchen shift via a Kerr nonlinearity*, [Laser Physics Letters 11\(1\), 2014, article ID 015201](#).
- [27] WEN-XING YANG, SHAOPENG LIU, ZHONGHU ZHU, ZIAUDDIN, RAY-KUANG LEE, *Tunneling-induced giant Goos–Hänchen shift in quantum wells*, [Optics Letters 40\(13\), 2015, pp. 3133–3136](#).
- [28] ZIAUDDIN, *Giant Goos–Hänchen shift via spontaneous generated coherence*, [Journal of Modern Optics 62\(19\), 2015, pp. 1660–1664](#).
- [29] GH SOLOOKINEJAD, JABBARI M., PANABI M., AHMADI SANGACHIN E., *Polarized control of Goos–Hänchen shifts in four-level quantized graphene nanostructures*, [Laser Physics 27\(1\), 2017, article ID 015204](#).
- [30] ASADPOUR S.H., SOLEIMANI H.R., *Laser polarization dependent and magnetically control of group velocity in a dielectric medium doped with nanodiamond nitrogen vacancy centers*, [Physica B: Condensed Matter 436, 2014, pp. 233–238](#).
- [31] ZHIPING WANG, JIEYU JIANG, *Sub-half-wavelength atom localization via probe absorption spectrum in a four-level atomic system*, [Physics Letters A 374\(48\), 2010, pp. 4853–4858](#).
- [32] ZHIPING WANG, *Control of the probe absorption via incoherent pumping fields in asymmetric semiconductor quantum wells*, [Annals of Physics 326\(2\), 2011, pp. 340–349](#).
- [33] WEN-XING YANG, AI-XI CHEN, HAO GUO, YANFENG BAI, RAY-KUANG LEE, *Carrier-envelope phase control electron transport in an asymmetric double quantum dot irradiated by a few-cycle pulse*, [Optics Communications 328, 2014, pp. 96–101](#).
- [34] GOOS F, HÄNCHEN H., *Ein neuer und fundamentaler Versuch zur Totalreflexion*, [Annalen der Physik 436\(7–8\), 1947, pp. 333–346](#).
- [35] SATTARI H, EBADOLLAHI-BAKHTEVAR S, SAHRAI M., *Proposal for a  $1 \times 3$  Goos–Hänchen shift-assisted de/multiplexer based on a multilayer structure containing quantum dots*, [Journal of Applied Physics 120\(13\), 2016, article ID 133102](#).
- [36] STENMARK T., WORD R.C., KÖNENKAMP R., *Determination of the Goos–Hänchen shift in dielectric waveguides via photo emission electron microscopy in the visible spectrum*, [Optics Express 24\(4\), 2016, pp. 3839–3848](#).
- [37] PFLEGHAAR E, MARSEILLE A, WEIS A., *Quantitative investigation of the effect of resonant absorbers on the Goos–Hänchen shift*, [Physical Review Letters 70\(15\), 1993, p. 2281](#).
- [38] SHADRIVOV I.V., ZHAROV A.A., KIVSHAR Y.S., *Giant Goos–Hänchen effect at the reflection from left-handed metamaterials*, [Applied Physics Letters 83\(13\), 2003, pp. 2713–2715](#).
- [39] LI-GANG WANG, HONG CHEN, SHI-YAO ZHU, *Large negative Goos–Hänchen shift from a weakly absorbing dielectric slab*, [Optics Letters 30\(21\), 2005, pp. 2936–2938](#).
- [40] JINLONG HE, JIN YI, SAILING HE, *Giant negative Goos–Hänchen shifts for a photonic crystal with a negative effective index*, [Optics Express 14\(7\), 2006, pp. 3024–3029](#).
- [41] LEYONG JIANG, QINGKAI WANG, YUANJIANG XIANG, XIAOYU DAI, SHUANGCHUN WEN, *Electrically tunable Goos–Hänchen shift of light beam reflected from a graphene-on-dielectric surface*, [IEEE Photonics Journal 5\(3\), 2013, article ID 6500108](#).
- [42] CHANGYOU LUO, JUN GUO, QINGKAI WANG, YUANJIANG XIANG, SHUANGCHUN WEN, *Electrically controlled Goos–Hänchen shift of a light beam reflected from the metal-insulator-semiconductor structure*, [Optics Express 21\(9\), 2013, pp. 10430–10439](#).

- [43] ORNIGOTTI M., AIELLO A., *Goos–Hänchen and Imbert–Fedorov shifts for bounded wavepackets of light*, [Journal of Optics 15\(1\), 2013, article ID 014004](#).
- [44] ORNIGOTTI M., AIELLO A., *Goos–Hänchen and Imbert–Fedorov shifts for astigmatic Gaussian beams*, [Journal of Optics 17\(6\), 2015, article ID 065608](#).
- [45] ASIRI S., JINGPING XU, AL-AMRI M., SUHAIL ZUBAIRY M., *Controlling the Goos–Hänchen and Imbert–Fedorov shifts via pump and driving fields*, [Physical Review A 93\(1\), 2016, article ID 013821](#).
- [46] MERANO M., AIELLO A., HOOFT G.W.<sup>†</sup>, VAN EXTER M.P., ELIEL E.R., WOERDMAN J.P., *Observation of Goos–Hänchen shifts in metallic reflection*, [Optics Express 15\(24\), 2007, pp. 15928–15934](#).
- [47] LI-GANG WANG, IKRAM M., SUHAIL ZUBAIRY M., *Control of the Goos–Hänchen shift of a light beam via a coherent driving field*, [Physical Review A 77\(2\), 2008, article ID 023811](#).
- [48] ZIAUDDIN, QAMAR S., *Gain-assisted control of the Goos–Hänchen shift*, [Physical Review A 84\(5\), 2011, article ID 053844](#).
- [49] HAMEDI H.R., RADMEHR A., SAHRAI M., *Manipulation of Goos–Hänchen shifts in the atomic configuration of mercury via interacting dark-state resonances*, [Physical Review A 90\(5\), 2014, article ID 053836](#).
- [50] ASADPOUR S.H., NASEHI R., SOLEIMANI H.R., MAHMOUDI M., *Phase control of Goos–Hänchen shift via biexciton coherence in a multiple quantum well*, [Superlattices and Microstructures 85, 2015, pp. 112–123](#).
- [51] JABBARI M., *Goos–Hänchen shifts in a four-level quantum system near plasmonic nanostructure*, [Physica B: Condensed Matter 488, 2016, pp. 13–18](#).
- [52] ASADPOUR S.H., *Goos–Hänchen shifts due to spin-orbit coupling in the carbon nanotube quantum dot nanostructures*, [Applied Optics 56\(8\), 2017, pp. 2201–2208](#).
- [53] YANNOPAPAS V., *Negative index of refraction in artificial chiral materials*, [Journal of Physics: Condensed Matter 18\(29\), 2006, pp. 6883–6890](#).
- [54] ZHAOLIN LU, MURAKOWSKI J.A., SCHUETZ C.A., SHOUYUAN SHI, SCHNEIDER G.J., PRATHER D.W., *Three-dimensional subwavelength imaging by a photonic-crystal flat lens using negative refraction at microwave frequencies*, [Physical Review Letters 95\(15\), 2005, article ID 153901](#).
- [55] SHALAEV V.M., *Optical negative-index metamaterials*, [Nature Photonics 1\(1\), 2007, pp. 41–48](#).
- [56] RAMAKRISHNA S.A., GRZEGORCZYK T.M., *Physics and Applications of Negative Refractive Index Materials*, CRC Press, 2008.
- [57] KLAR T.A., KILDISHEV A.V., DRACHEV V.P., SHALAEV V.M., *Negative-index metamaterials: going optical*, [IEEE Journal of Selected Topics in Quantum Electronics 12\(6\), 2006, pp. 1106–1115](#).
- [58] DUTTA S., DASTIDAR K.R., *Study of group velocity in the negative refractive index region in three level closed  $\Lambda$  system via spontaneously generated coherence*, [Molecular Physics 110\(8\), 2012, pp. 431–443](#).
- [59] CHUNXU LIU, JISEN ZHANG, JUNYE LIU, GUANG JIN, *The electromagnetically induced negative refractive index in the  $Er^{3+}:YAlO_3$  crystal*, [Journal of Physics B: Atomic, Molecular and Optical Physics 42\(9\), 2009, article ID 095402](#).
- [60] HONGJUN ZHANG, YUEPING NIU, SHANGQING GONG, *Electromagnetically induced negative refractive index in a V-type four-level atomic system*, [Physics Letters A 363\(5–6\), 2007, pp. 497–501](#).
- [61] HUIFANG ZHANG, HAIHONG REN, XIAONA YAN, LIHUA BAI, *Quantum-interference and the concentration of  $Er^{3+}$  ion effect on left-handedness with zero absorption and large negative refractive index in  $Er^{3+}:YAG$  crystal*, [Journal of Modern Optics 59\(13\), 2012, pp. 1133–1141](#).
- [62] SHUNCAI ZHAO, ZHENG DONG LIU, QIXUAN WU, *Zero absorption and a large negative refractive index in a left-handed four-level atomic medium*, [Journal of Physics B: Atomic, Molecular and Optical Physics 43\(4\), 2010, article ID 045505](#).
- [63] AI-PING FANG, WENCHAO GE, MENG WANG, FU-LI LI, SUHAIL ZUBAIRY M., *Negative refraction without absorption via quantum coherence*, [Physical Review A 93\(2\), 2016, article ID 023822](#).
- [64] SHUN-CAI ZHAO, XIAO-FAN QIAN, YA-PING ZHANG, YONG-AN ZHANG, *Negative refraction with little loss manipulated by the voltage and pulsed laser in double quantum dots*, [Progress of Theoretical Physics 128\(2\), 2012, pp. 243–250](#).

- [65] ASADPOUR S.H., JABERI M., SOLEIMANI H.R., *Phase control of optical bistability and multistability via spin coherence in a quantum well waveguide*, [Journal of the Optical Society of America B 30\(7\), 2013, pp. 1815–1820.](#)
- [66] ASADPOUR S.H., HAMEDİ H.R., *Giant Kerr nonlinearity in an n-doped semiconductor quantum well*, [Optical and Quantum Electronics 45\(1\), 2013, pp. 11–20.](#)
- [67] ASADPOUR S.H., SOLEIMANI H.R., *Optical bistability and multistability via biexciton coherence in semiconductor quantum well nanostructure*, [Optics Communications 315, 2014, pp. 347–351.](#)
- [68] ASADPOUR S.H., SOLEIMANI H.R., *Phase control of optical bistability based biexciton coherence in a quantum dot nanostructure*, [Physica B: Condensed Matter 440, 2014, pp. 124–129.](#)
- [69] ASADPOUR S.H., SOLEIMANI H.R., *Switching from optical bistability to multistability via terahertz signal radiation in a InGaN/GaN quantum dot nanostructure*, [Optics Communications 321, 2014, pp. 104–109.](#)
- [70] ASADPOUR S.H., GOLSANAMLOU Z., SOLEIMANI H.R., *Infrared and terahertz signal detection in a quantum dot nanostructure*, [Physica E: Low-dimensional Systems and Nanostructures 54, 2013, pp. 45–52.](#)
- [71] ZIAUDDIN, QAMAR S., SUHAIL ZUBAIRY M., *Coherent control of the Goos–Hänchen shift*, [Physical Review A 81\(2\), 2010, article ID 023821.](#)

*Received December 7, 2017  
in revised form January 14, 2018*